


Wide Ranged Component Placer **SM485**

The SM485 is a wide range chip mounter that allows high-speed placement of small components as well as precise placement of odd-shaped components. With 4 sets of high-speed, wide-use spindles and 1 set of precision spindle with back-light system and force control function, SM485 can place components from 0402 chips up to $\square 55$ (L150 x W25 x H26mm) components. As an option, it is applicable to PCBs with sizes up to L740 x W460 (weight: 4.5kg). In addition, by applying various additional functions such as component verification, traceability, etc., it provides an all-in-one solution that allows high quality placement and management of components from chips to odd-shaped components without adding an extra expensive machine.



- 5 nozzles (4+1) in 1 gantry
- Force control head
- Gripper nozzle
- Backlight and Laser Lighting

SM485

All - In - One Solution

High-Speed for Chips + High Flexibility for Odd-shaped Component


Equipped with 5 Nozzles (4+1)

- It is possible to place components from small to odd-shaped ones with four high-speed spindles and one high precision spindle.




Provides an optimum solution for insertion of components

- Applicable to odd-shaped components of various sizes and heights.
- Allows insertion of components that need precise placement such as PIP components and bare chips by applying the gripper nozzle and force control system.



- Various lighting for component recognition
- Allows more precise placement through shadow recognition by applying backlight for the accurate recognition of components such as shield cans with high reflectivity. In addition, laser lighting is installed to recognize pins of inserted components more accurately.



- It is possible to use various functions including offline component registration/programming, misplacement prevention, monitoring, traceability and etc., by using T-Solution, a line management software of Hanwha Techwin.

Applicable to Various Feeders

<h4>Tray Feeder</h4> <p>STF100D (Dual Magazine Feeder)</p> <ul style="list-style-type: none"> • Consisting of the upper and lower magazines with 12 pallets, the dual tray feeder allows the part tray to be replaced without stopping the machine during part placement. • Allows various odd-type parts to be supplied in great quantity. • 24 staged 24 trays / 48 trays <p>STF100S (Side Tray Feeder)</p> <ul style="list-style-type: none"> • Attaches to the side of the chip mounters. • Maximizes component supply by utilizing the existing feeder bases by 100%. • Equipped with connecting C/V, maximizes the utilization of the machine. • Allows replacement of the part tray by pallet without stopping the machine. <p>STF100N</p> <ul style="list-style-type: none"> • Allows replacement of the part tray by pallet without stopping the machine. • 20 staged 20 trays / 40 trays <p>One Staged Tray Feeder</p> <ul style="list-style-type: none"> • Allows easy installation and removal of a tray feeder in and from a feeder base. • Allows component pickup at high speed. • Allows installation of a tray horizontally or longitudinally according to the shape of a tray. • Available Tray : 2' 4", 136 x 316mm, 200 x 316mm, 272 x 316mm 	<h4>Tape Feeder</h4> <p>Electrically Driven Tape Feeder</p> <ul style="list-style-type: none"> • Aligns the pickup positions automatically to improve simultaneous pickup rate. • Allows the supply speed to be set for stable component supply. • Automatic feeding pitch recognition function. • Allows mixed use with a pneumatic feeder in the same feeder base. <p>W4P1 Feeder</p> <ul style="list-style-type: none"> • Component capability of 03015 & 0402(01005") W4P1 reel applicable • High supply accuracy <p>SMART Feeder</p> <ul style="list-style-type: none"> • As an 'Auto Loading and Splicing Free' feeder, reduces the manpower required to perform setup and model change. • Applicable to left over reels.
<h4>Stick Feeder</h4> <p>Vibration Feeder</p> <ul style="list-style-type: none"> • Frequency control method • Available voltage and current : DC 24V, 0.8A ±0.8 • Quantity of sticks to be used : Max. 4 pieces • Parts available for supply : SOP, SOJ, PLCC, Connector, etc. <p>Stack Stick Feeder</p> <ul style="list-style-type: none"> • Max. 9sticks stack (T 20mm Stick) • Non stop part supply • Installed in the feeder base in the same manner as the tape feeder. 	<h4>Other Feeders</h4> <p>6-Lane Lens Feeder</p> <ul style="list-style-type: none"> • Achieve simultaneous supply and pickup of LED lenses at six trains. <p>Bowl Feeder</p> <ul style="list-style-type: none"> • Supply LED lenses at five lanes. Allows simultaneous supply and pickup <p>Label Feeder</p> <ul style="list-style-type: none"> • Allows simultaneous supply labels at six lanes (applies individual sensor) • Max. 105mm width of reel ※ Please contact with our sales person about detail specification <p>Docking Cart</p> <ul style="list-style-type: none"> • Feeders are installed in advance or replaced collectively in the docking cart offline before model change, which helps reduce the feeder replacement time and improve productivity.

Specifications

Item	Spec	
Spindle / Gantry	4 + 1 Spindles / 1 Gantry	
Speed (Optimal)	22,000 CPH	
Accuracy	Chip	±40μm @ μ+3σ
	IC	±30μm @ μ+3σ
Applicable Component	Flying Vision	0402 ~ □ 21mm (H 15mm)
	Stage Vision	~ □ 55mm (H 26mm) L150mm x 25mm
Max. PCB (LxW, mm)	460 x 400 (Standard) 740 x 460 (Max)	
Max. PCB Weight (kg)	3kg(Auto), 4.5kg(Manual)	
Feeder Slot (8mm Tape)	120 Slots (Docking Cart : 112 Slots)	
Force Control (Option)	0.5N~ 50N	
Dimension (LxWxH, mm)	1,650x1,680x1,530	

Hanwha Techwin/Machinery Solution

Main Office : Hanwha Techwin R&D Center, 6, Pangyo-ro 319beon-gil, Bundang-gu, Seongnam-si, Gyeonggi-do 13488, Korea
 Tel : USA +82-70-7147-6424, 6355 Fax : +82-31-8018-3721
 Europe +82-70-7147-6302, 6322

※ Please note that specifications and product information in this catalog are subject to change without notice.

